



Jasper's Gems

In The Spotlight: Pewter Pendents



Celtic Spiral Pendant

The Green Man motif has many variations. Found in many cultures around the world, the Green Man is often related to natural vegetative deities springing up in different cultures throughout the ages. Primarily it is interpreted as a symbol of rebirth, or "renaissance," representing the cycle of growth each spring.

Cast in LEAD FREE PEWTER suspended on a 36" 2mm black cord. Hand buffed to a warm satin finish. Actual size is 1.5" wide and about 1.75" from top to bottom



Thor's Hammer or Mjolnir Pendant

The triple spiral is one of the earliest design elements in Celtic art. It represents the drawing of the three powers of maiden, mother and crone. The center of this symbol represents the "hub" signifying unity of the three powers. It is a sign of female power and especially power through transition and growth.

In Celtic Reconstructionist Paganism, the triple spiral often stands for the "three realms" - Land, Sea and Sky. They also use it for a number of deities who are described in the lore as "threefold" or triadic.

This pendant is cast from LEAD FREE PEWTER. It measures approximately 1.50" in diameter and comes on a 36" black cotton cord.



Green Man Pendant

Pewter Pendants
 \$15.00 each

As the Norse gods were often only as powerful as the tools and weapons they possessed, Mjolnir is a pivotal archetype for the survival and perpetuation of the Norsemen and their customs.

Myths, artifacts, and institutions revolving around Thor indicate his prominent place in the mind of medieval Scandinavians. His following ranged in influence, but the Viking warrior aristocracy were particularly inspired by Thor's ferocity in battle.

This piece is a reproduction of an actual Thor's Hammer, which is in a museum in Denmark. A classic Viking design. It measures 1.5 inches by 1.5 inches and comes with a 36 inch 2.5mm black cotton cord. It is cast in LEAD FREE PEWTER.

Ostara: Goddess of Renewal

Long ago, the Germanic goddess, Ostara, was celebrated each spring with festivals honouring rebirth and renewal. Ostara is the living symbol for air and the life force of spring. East represents the element of air and our mental powers. Air is about new beginnings and allowing your spirit to soar. Ostara is still one of the most powerful Goddesses today. So much so that she has made herself right at home within Christianity and modern medicine.

Easter, like most Pagan festivals, evolved into a Christian holiday focusing, not on the Goddess, but on the Biblical Jesus and his "rebirth" or "resurrection". Even so, Easter somehow managed to retain the fertility symbols and the Easter Basket. (I always wondered what the Easter Basket had to do with Christ's resurrection, didn't you?) Ostara, goddess of fertility, has managed to infiltrate our society with the well known "Rabbit Test" (do they still call it that?) to find out if a woman is pregnant and also the hormone estrogen. Both named for her.

Ostara is the perfect goddess to call on when dealing with women's health issues, especially when related to the reproductive system.

Ostara is Goddess of joy, new beginnings and fertility. That is where Easter Eggs and Easter Bunnies come in. Eggs are an obvious symbol for fertility and the rabbit has a well known reputation of being quite prolific. Ostara presides over our personal renewal and fertility issues. She is goddess of the dawn. Eggs were (and still are!) dyed or painted bright colors as an offering to Ostara.

Right now is the perfect time to build and dedicate an altar to Ostara so that you can begin to bring in the energy and vibration for new beginnings and fertility. This is the time of year when we symbolically wake up from our winter slumber and become more alert and active. Ostara's altar will help our minds become fertile once again with ideas, making it very easy to take advantage of the vibrations this time of year offers us. This is a good time for starting new projects of all kinds.

Choose a day, then plan to dedicate your altar to Ostara at dawn's first light by lighting incense to bring in the energy and vibrational qualities of Ostara, and repeating an invocation to her as well as a prayer of thanksgiving for all that Ostara symbolizes in your life; A clear mind, new beginnings, personal renewal, fertility, either for the purpose of bearing a child or for creativity such as arts and crafts, writing, or decorating. Let's build an altar in honour of Ostara and the changing of the seasons.



OSTARA'S ALTAR

Here is what you will need for your altar to Ostara:

- Brightly colored stones such as Amethyst, Rose Quartz, Calcite, Citrine and/or Aquamarine
- Hard boiled eggs, preferably coloured or brown
- Seeds or rice
- Feather (symbol for air)
- Incense
- Rabbit figurine
- Spring flowers

Ostara loves bright colours. The light pastels of spring are perfect offerings for Ostara. To represent earth on your altar, choose bright or pastel coloured stones like Rose Quartz, Amethyst, or any of the Calcites (blue, red, yellow, or green). If you have some Citrine, be sure to include it. Citrine has long been an aid for mental clarity.

By including an offering of colored eggs on your altar, you will be taking part in an ancient tradition (still performed!) by the Germanic people. Ostara has been honoured at this time of year with painted eggs for centuries.

To symbolize fertility, in addition to the eggs, you can include seeds or rice on your altar

Incense and feathers are perfect symbols for air on your altar. It is important for Ostara's altar that you include a symbol for air because Ostara herself is the living symbol for Air. Be sure to add some spring flowers or a plant as a symbol of renewal and rebirth. And last, but not least, include a figure of a rabbit. The rabbit is Ostara's power animal. I am sure this is because of their propensity for fertility. *smile*

How to Create an Affirmation That Works

A positive affirmation can lift your life and help you achieve your goal. Such an affirmation sends your message to the Universe, and the Universe listens and responds in positive manifestation of your desires.

You must be prepared to free yourself from your limiting insecurities and judgements and replace them with beliefs that you have unlimited potential.

There are many variations possible: they can be spoken, they can be recorded in your private diary repetitively, or written on individual sticky notes and hung around your home and work.

Getting Started

Decide on a goal... Spend a few minutes (or as long as you need) in a relaxing environment. What is your real desire? Do you want to build or renew relationships? Start a new career, improve your health, or increase your energy?

1. If you can't think of a goal, do you have a negative nagging thought that you could turn around? For example, instead of thinking "I am fat" every morning, you could change this around to "I am healthy and energized".
2. Believe without fear that your desire will come true. Know that you truly deserve what you are asking for, without guilt.
3. Let your affirmation go with love and trust. To focus intensely on the affirmation after establishing it will stifle it. Simply return to the affirmation gently once a day to boost your power. Gentle, successive sessions will have a compound effect.

Some Rules

- Always create your affirmation in present tense. Place yourself in the situation as you want it to be now - to talk about it in future tense will mean your desire is always waiting to happen.
- Use only positive words. The Universe does not acknowledge words such as "not" or "don't". So, instead of saying "I am not poor" (the Universe will only hear "I am poor"), say "I have enough money for everything that I need".
- Indulge yourself in the moment as your affirmation sinks in. Then, let it go. By not dwelling on how the change might show up, you let the Universe work her magic naturally.
- Keep your affirmation short and specific. Focus on one key element at a time, without the clutter of many desires all at once.
- Repetition of your affirmation means your desire can sink into every fibre of your being, settling naturally into your way of life.

Some Tips




- Write the affirmation by hand. Write it hundreds of times, until the affirmation has imprinted itself into your subconscious mind.
- First thing in the morning or last thing at night when you are your most relaxed are good times to use affirmations. Our minds are more open to absorbing behaviour changing patterns then.
- Generally, work with any single affirmation a maximum of two weeks. This isn't too long for staleness to set in, but long enough for the message to sink to every corner of your self-perception.
- Dedicate your energy to it every time you repeat your affirmation. To simply repeat your affirmation without enthusiasm undermines its power and is a waste of time.

Peruse through the many sample affirmations listed at www.AffirmationsCentral.com. When you have your perfect affirmation that flows easily, fluently and often, prepare to receive what you are helping to manifest.

Sacred Strands is a gathering place for lovers, creators, collectors, and vendors of prayer beads, rosaries, malas, and other sacred strands. I am one of the founding members. Please check out the website and join us, if interested.

<http://sacredstrands.ning.com>

Our Newest Pewter Cloak Clasps

		
<p>The Renaissance Style Cloak Clasp is very intricate and one of our most popular designs. It has a double hook and eye closure.</p> <p>It measures 2 3/4" by 1 1/2 " and would be good for a medium to heavy weight cloak. Made from high quality, lead-free pewter.</p> <p style="text-align: center;">\$14.00 per set</p>	<p>The Round Celtic Knot Cloak Clasp has a double hook and eye closure making it great for heavier cloaks.</p> <p>It measures 3" by 1 1/2" and would be good for a medium to heavy weight cloak. Made from high quality, lead-free pewter.</p> <p style="text-align: center;">\$16.50 per set</p>	<p>The Small Celtic Triangle Cloak Clasp has four points where it can be sewn to your cloak, making it very secure.</p> <p>It measures 2" by 1 1/4" and would be good for a light to medium weight cloak. Made from high quality, lead-free pewter.</p> <p style="text-align: center;">\$14.00 per set</p>

Upcoming Events

"Mystics & Mysteries" Psychic Fair: April, 2010 (date & location to be announced)

"The Gaia Gathering": May 21 – 24, 2010 in Guelph, ON

"Brantford Pagan Meet & Greet": Saturday, May 29, 2010 in Brantford, ON

"Robin in the Hood": Saturday, June 5, 2010 in Elmira, ON

"WiccanFest": June 23 – 27, 2010 in Mansfield, ON

For more details on all of these events, plus more, see the April newsletter.
Information will soon be posted on my website also.

<p style="text-align: center;">Next Month:</p> <ul style="list-style-type: none"> • In the Spotlight: Website Updates • Upcoming Events: Final Schedule for 2010 • 50 Ways to Use Essential Oils 	<p style="text-align: center;">Jasper Moon</p> <p style="text-align: center;">bonnie@jasper-moon.ca</p> <p style="text-align: center;">www.jasper-moon.ca</p>
--	---